


## Locate Management

Call 1-844-LMTRAIN (1-844-568-7246) or visit [www.locatemanagement.com](http://www.locatemanagement.com)



### ALL102 Petroleum Advanced Line Locating

**Course Overview:** This 1 day (up to 8 hours) online petroleum locator training course is aimed at developing knowledge and skills associated with locating underground petroleum producers' facilities. This petroleum locator training course provides an Underground Facility Locator (UFL) advanced solutions to abnormal operating conditions (AOCs). This e-learning petroleum locator training course was developed with input from industry subject matter experts. It details the necessary methods and procedures to safely perform petroleum locates as per applicable regulatory requirements, acts and industry best practices. Included in this petroleum locator training course: Online quizzes and a final exam. Certificate and wallet card issued upon successful completion.

#### Module 1 – Introduction



1. Describe petroleum systems
2. Discuss legislation
3. Identify locate requests (e.g., one-call)
4. Identify stakeholder responsibilities
5. Recognize locates beyond the one-call process
6. Identify information sources
7. Describe visual inspection
8. Describe locate marking and documentation
9. Explain locating procedures

#### Module 2 – Fundamentals of Line Locating

1. Describe the theory of electromagnetic locating
2. Explain frequencies and transmitter signals
3. Explain receiver signals and antenna configurations
4. Discuss signal distortion

#### Module 3 – Active Locating Methods

1. Explain and apply the Direct Hook-up Method
2. Explain and apply the Inductive Clamp Method
3. Explain and apply the Inductive Method







## Module 4 – Passive Locating Methods

1. Explain and apply the Radio Mode
2. Explain and apply the Live Cable (Power) Mode
3. Explain and apply the CPS Mode

## Module 5 – Advanced Locating Methods

1. Explain and apply the Parallel Line Check Method
2. Explain and apply the Sweeping Method
3. Explain and apply the Multi-Angle Sweeping Method
4. Explain and apply the 360° Sweeping Method
5. Explain and apply the ALL Method

## Module 6 – Unconventional Locating Methods

1. Explain and apply the Point A to Point B Method
2. Explain and apply the Measurement Method
3. Explain and apply the Visual Evidence Method

## Module 7 – Obstacles and Problem Solving

1. Explain locating obstacles
2. Apply problem solving procedures

